

The Milestones of Recovery Scale:

A System for Measuring Recovery
in People with Mental Illness

Dave Pilon, PhD, CPRP

President & CEO

Mental Health America of Los Angeles

www.mhala.org

dpilon@mhala.org

(562) 285-1330 x 249

Today's Agenda

- Become familiar with the Milestones of Recovery Scale, an instrument that classifies consumers according to their current “milestone of recovery”
- Understand how this system can be used as a means of assigning consumers to their appropriate level of care
- Understand how this system can be used as a means of evaluating service provider and system effectiveness
- View some of the ways of analyzing and reporting MORS data through the MORS Report Generator


• **What is the Milestones of Recovery Scale (MORS)?**

- MORS is a recovery based evaluation tool that helps us identify where an individual is in his or her process of recovery.
- It is a one page form that takes one minute to fill out.

• **Uses for MORS**

- Provides a means for mental health programs and systems to evaluate their effectiveness in helping clients to recover over time.
- Provides a means for mental health programs and systems to assign clients to appropriate levels of care based on a person-centered assessment of where they are in the recovery process rather than an illness-centered assessment based on the acuity of their illness and their treatment needs.

Why We Fear Evaluation...



The Importance of Outcomes and Performance Measurement

- The behavioral health system exists to help our clients to “get better.”
- For quality improvement to occur, we need to compare which programs and systems are more or less effective at actually helping their clients to “get better.”
- Funding allocations will be increasingly based on evaluations of programs’ and systems’ efficiency and effectiveness in helping their clients to “get better.”
- The coming integration of primary and behavioral healthcare will put even more pressure on behavioral healthcare providers to demonstrate the value that they bring to the partnership.

What does it mean to “get better?”

- The ascendancy of the recovery paradigm
- What is recovery and how do we know if we are actually having an impact on the likelihood of it happening?
- The MORS sees recovery as the process of finding meaningful roles and a sense of belonging in one's community of choice.

Recent SAMHSA Definition of Recovery

- Four Domains
 - **Health:** overcoming or managing one's disease(s) as well as living in a physically and emotionally healthy way;
 - **Home:** a stable and safe place to live;
 - **Purpose:** meaningful daily activities, such as a job, school, volunteerism, family caretaking, or creative endeavors, and the independence, income and resources to participate in society; and
 - **Community:** relationships and social networks that provide support, friendship, love, and hope.

Early Recovery

These individuals are actively managing their mental health treatment to the extent that mental health staff rarely need to anticipate or respond to problems with them. They are rarely using hospitals and are not being taken to jails. They are abstinent or have minimal impairment from drugs or alcohol and they are managing their symptom distress. With minimal support from staff, they are setting, pursuing and achieving many quality of life goals (e.g., work and education) and have established roles in the greater (non-disabled) community. They are actively managing any physical health disabilities or disorders they may have (e.g., HIV, diabetes). They are functioning in many life areas and are very self-supporting or productive in meaningful roles. They usually have a well-defined social support network including friends and/or family.

Components of Recovery

1. Level of Engagement with Mental Health Provider(s)
2. Level of Risk
3. Level of Skills and Supports

Milestones of Recovery

1. Extreme Risk
2. Experiencing high risk/not engaged with mental health provider(s)
3. Experiencing high risk/engaged with mental health provider(s)
4. Not coping successfully/not engaged with mental health provider(s)
5. Not coping successfully/engaged with mental health provider(s)
6. Coping successfully/Rehabilitating
7. Early Recovery
8. Advanced Recovery

MORS Vignettes

Milestones of Recovery Levels of Service (Recovery Based Spectrum of Care)

Extreme risk	Unengaged		Engaged, but not self coordinating		Self-responsible	
Locked settings (Hospitals, acute care facilities, etc.)	Outreach and engagement	Drop-in center	Intensive case management	Case management team	Appointment based clinic	Wellness center
Extreme risk (1)	Experiencing high risk, not engaged with mh provider(s) (2) Not coping successfully, not engaged with mh providers (4)		Experiencing high risk, engaged with mh provider(s) (3)	Not coping successfully, engaged with mh providers (5) Coping successfully, rehabilitating (6)	Coping successfully, rehabilitating (6) Early recovery (7) Advanced recovery (8)	
Supervision	Welcoming/Charity		Case management		Appointment based	

MORS Report Generator (MRG)



Milestones of Recovery Scale Individual Progress Report - Monthly Assessments

☐ Include Past Clients

Year: Month:

2010 December

Milestone:

Program:

Village North

PSC:

Refresh

Mode

- ☒ Individual
☐ Aggregate

☒ Show only clients
 with data for
 current month and

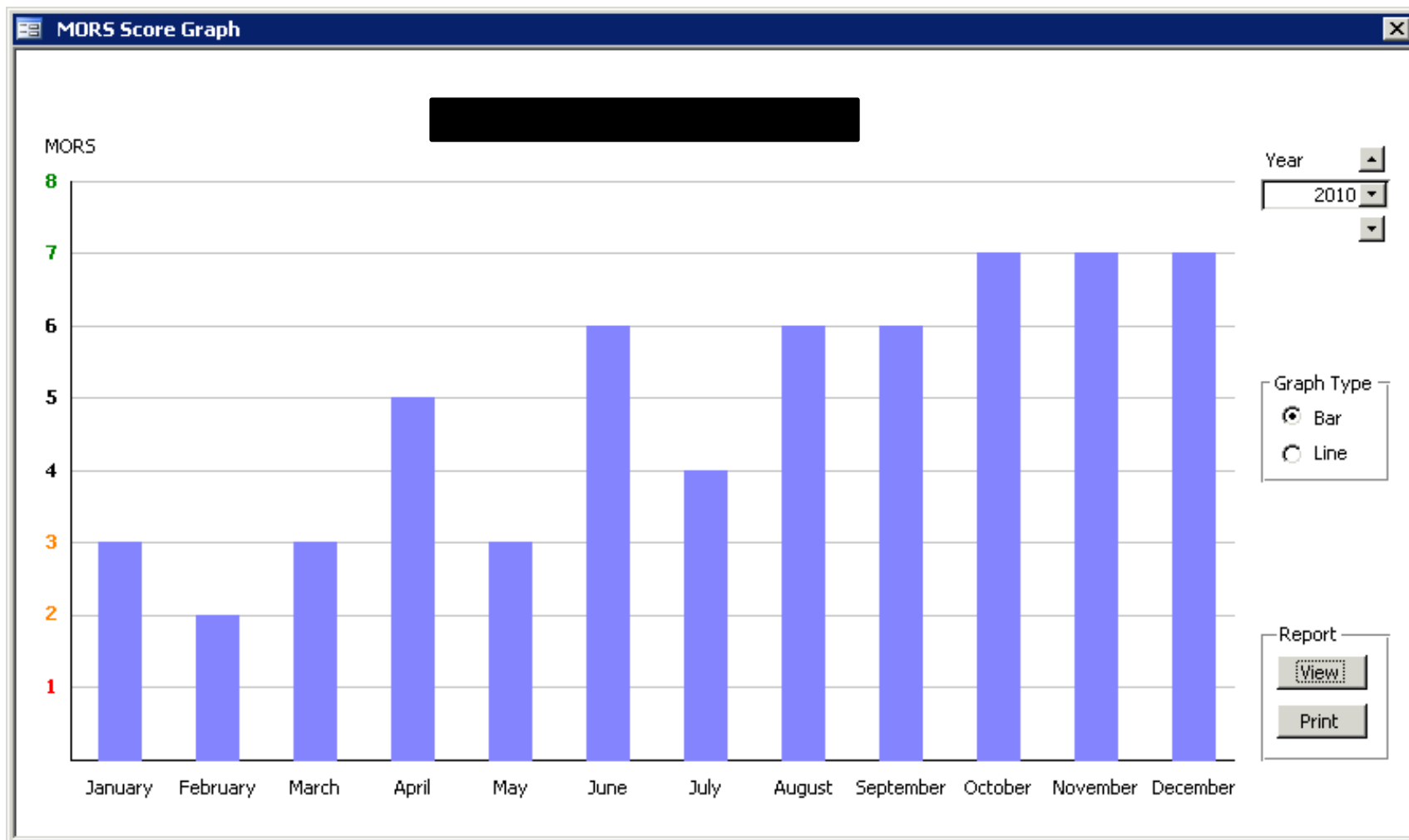
- ☐ 60 Months Prior
☐ 36 Months Prior
☒ 24 Months Prior
☐ 12 Months Prior
☐ 6 Months Prior
☐ 3 Months Prior
☐ 2 Months Prior
☐ 1 Month Prior

Report

View Print Pie

Current Stage	MIS #	Name	MORS										Program	PSC
			60m	36m	24m	18m	12m	6m	3m	2m	1m	▲ Curr.		
Extreme Risk	693002731	Goodall, Ted			6	6	5	3	5	3	1	1	Village North	Ma, Andre
Engaged, Not Self-Coordinating	412000108	Jennings, Shirley ...			6	5	6	6	6	7	6	3	Village North	Foxworthy, William
Engaged, Not Self-Coordinating	739002057	Garfield, Salvador			3	3	5	3	3	3	5	3	Village North	Foxworthy, William
Engaged, Not Self-Coordinating	291003193	Turner, Fidel			3	2	5	1	1	1	1	3	Village North	Foxworthy, William
Not Engaged	866001980	Grey, Fidel	4	6	6	5	5		2	5	4	4	Village North	Seymour, Jimmy
Not Engaged	977003320	Bowie, Darth	6		4	3	5	4	5	6	4	4	Village North	Foxworthy, William
Engaged, Not Self-Coordinating	796000823	Segal, James A.			3	3	3	5	5	6	6	5	Village North	Foxworthy, William
Engaged, Not Self-Coordinating	228000868	Grant, Mary	5		3	4	5	5	5	5	5	5	Village North	Foxworthy, William
Engaged, Not Self-Coordinating	610000951	Ford, Ambrose	4		5	3	5	4	5	3	5	5	Village North	Foxworthy, William
Engaged, Not Self-Coordinating	726001922	Key, Martha	6	5	6	6	6	5	5	5	5	5	Village North	Seymour, Jimmy
Engaged, Not Self-Coordinating	630001987	James, Meryl	3		3	5	3	3	5	5	6	5	Village North	Foxworthy, William
Self-Responsible	478000133	Fisher, William	7		6	6	6	5	6	6	5	6	Village North	Ma, Andre
Self-Responsible	593000513	Kennedy, Wyatt	6		6	6	6	6	6	6	6	6	Village North	Udike, Dolly
Self-Responsible	669000560	Sandburg, Zachary	7	7	5	6	6	6	6	6	6	6	Village North	Ma, Andre
Self-Responsible	833000619	Streep, Joan of	5		5	5	5	5	6	6	6	6	Village North	Ma, Andre
Self-Responsible	179000689	Lopez, Dan		6	6	6	6	6	5	6	6	6	Village North	Barrett Browning, ...
Self-Responsible	969000700	Osmond, Cindy	5		6	6	6	6	7	5	6	6	Village North	Barrett Browning, ...
Self-Responsible	638000739	Solzhenitsyn, Nels...	6		5	5	6	6	6	6	6	6	Village North	Ma, Andre
Self-Responsible	807000760	Bhutto, Warren			6	6	6	6	6	6	6	6	Village North	Barrett Browning, ...
Self-Responsible	725000825	Reagan, Barry	5		6	6	6	6	7	6	6	4	Village North	Ma, Andre
Self-Responsible	135000972	McLachlan, Marilyn			6	6	6	6	5	6	6	6	Village North	Udike, Dolly
Self-Responsible	879001123	Lawrence, John			3	3	3	5	5	6	6	6	Village North	Ma, Andre
Self-Responsible	889001184	Guenivere, Sarah			5	5	7	7	6	6	6	6	Village North	Ma, Andre
Self-Responsible	971001537	Speilberg, Sandra	5		5	5	6	5	6	6	6	6	Village North	Barrett Browning, ...
Self-Responsible	893001883	Jennings, Ted	6		5	6	5	6	7	7	6	6	Village North	Barrett Browning, ...
Self-Responsible	717001893	Boxer, Theodore			6	6	6	6	5	5	6	6	Village North	Seymour, Jimmy
Self-Responsible	145001924	Cleese, P.T.	5		6	6	6	5	6	6	6	6	Village North	Udike, Dolly
Self-Responsible	002002141	Gore, Al	6	6	6	6	6	6	6	6	6	6	Village North	Udike, Dolly
Self-Responsible	616002294	Seuss, Alfred Lord	5		6	7	4	6	5	6	6	6	Village North	Udike, Dolly
Self-Responsible	166002467	Tubman, James			6	6	5	6	6	6	6	6	Village North	Ma, Andre
Self-Responsible	200002333	McCartney, Al			5	4	6	6	6	6	6	6	Village North	Ma, Andre
Self-Responsible	564003773	James, Oprah			5	6	4	5		6	6	6	Village North	Seymour, Jimmy
Self-Responsible	691000666	Johnson, Ted			7	7	7	7	7	7	7	7	Village North	Barrett Browning, ...

35 names (filtered)



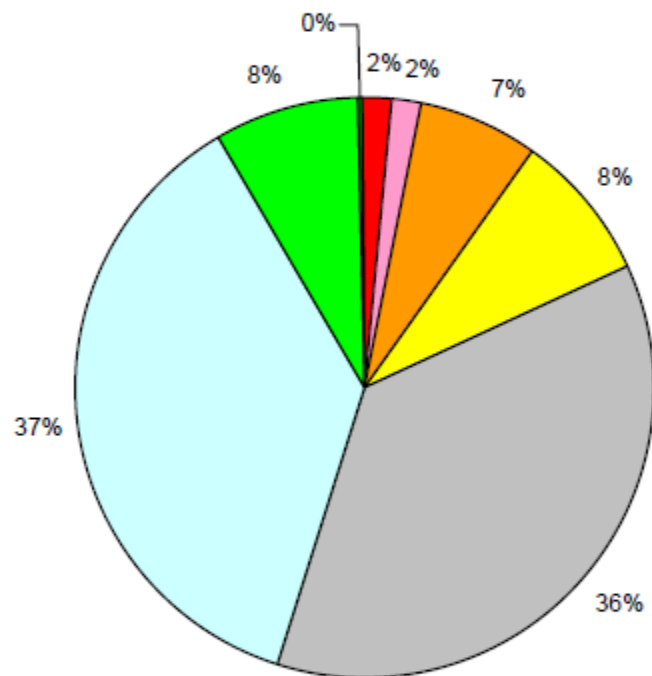
Milestones of Recovery Scale Individual Progress Report - Monthly Assessments

December, 2010; only clients with data for current month and 36 months prior reported

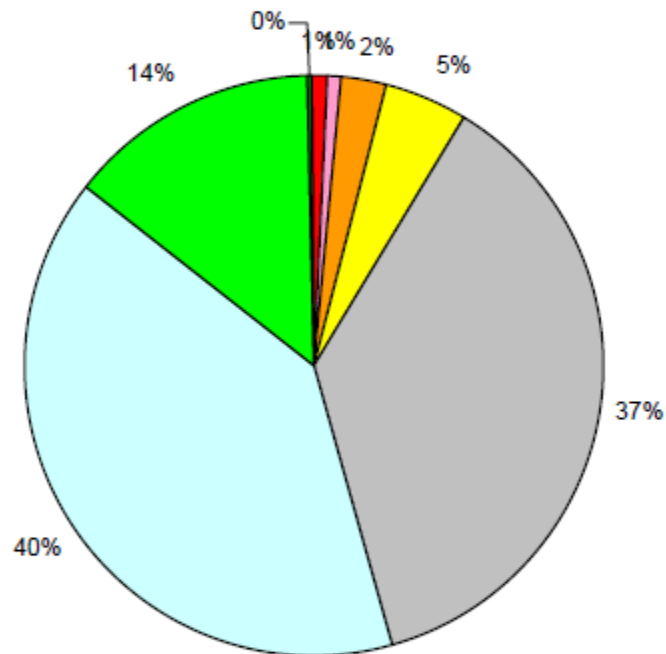
Current Stage	MS #	Client Name	MORS Rating										Program Name	PSC
			60 Mos Dec 05	36 Mos Dec 07	24 Mos Dec 08	18 Mos Jun 09	12 Mos Dec 09	6 Mos Jun 10	3 Mos Sep 10	2 Mos Oct 10	1 Mo Nov 10	Current Dec 10		
Self Responsible	263001957	Blake, Grover	6	6	6	6	6	4	7		5	7	Field Capable Clinical Se	Reno, Michael
Self Responsible	938000370	Diana, Tim	6	6	7	7	7	7	7	7	7	7	Village North FCCS	Barrett Browning, Ch
Self Responsible	107000941	Warhol, Cindy	6	6	7	7	7	7	7	6	7	7	Village North	Barrett Browning, Ch
Self Responsible	923000094	Baudrillard, Bo	7	7								6	Village Employment Serv	Renoir, Joyce Carol
Self Responsible	002002141	Gore, Al	6	6	6	6	6	6	6	6	6	6	Village North	Updke, Dolly
Self Responsible	670001926	Helms, John	6	6	4	4	4	4	3	3	6	6	Field Capable Clinical Se	Holiday, Jane
Self Responsible	179000689	Lopez, Dan	6	6	6	6	6	6	5	6	6	6	Village North	Barrett Browning, Ch
Self Responsible	669000560	Sandburg, Zachary	7	7	5	6	6	6	6	6	6	6	Village North	Ma, Andre
Self Responsible	465003260	Smith, Amy	5	5	7	6	6	3	5		6	6	Village East	Fisher, Zachary
Self Responsible	694001554	Stigler, John	5	5	7	7	7		6	7		6	LB Wellness Center	Curie, Martin
Self Responsible	612003565	Truman, James	8	8		6	5	6	6	6	6	6	LB Wellness Center	Curie, Martin
Engaged, Not Self-Coordinating	908001793	Belushi, Woodrow	3	3	4	6	5	4	4	5	3	5	Village East	Fisher, Zachary
Engaged, Not Self-Coordinating	114003100	Eisenhower, Billi Jean	7	7	7	6	6	6	5	5	5	5	Village East	Fisher, Zachary
Engaged, Not Self-Coordinating	610003656	Fillmore, Mark	2	2	3	3	5		5	5	5	5	Village West	Arden, Henry
Engaged, Not Self-Coordinating	994000987	Fitzgerald, John	6	6	7	8	5	3	5	5	5	5	Village East	McLachlan, Norman
Engaged, Not Self-Coordinating	123003163	Kaczynski, Julie	7	7	7	7	4	6	6	5	6	5	Village East	McLachlan, Norman
Engaged, Not Self-Coordinating	726001922	Key, Martha	5	5	6	6	6	5	5	5	5	5	Village North	Seymour, Jimmy
Engaged, Not Self-Coordinating	273001101	Knox Polk, Dorothy	5	5	6	5	5	2	5		5	5	Village East	Fisher, Zachary
Engaged, Not Self-Coordinating	011003490	Ripper, Jack the	5	5	5	5	4	4	4	5	5	5	Village East	Sartre, Agent
Engaged, Not Self-Coordinating	038001742	Shakespeare, William	6	6	6	7	6	6	6	7		5	LB Wellness Center	Curie, Martin
Not Engaged	866001980	Grey, Fidel	6	6	6	5	5		2	5	4	4	Village North	Seymour, Jimmy
Not Engaged	607000266	Hawking, Thomas	5	5	5	3	2	3	3	1	2	4	Village East	Fisher, Zachary
Not Engaged	342002000	Kilmer, Albert	5	5	4	4	4	4	3		4	4	Village East	Fisher, Zachary
Engaged, Not Self-Coordinating	682000871	Campbell, Jerry	1	1	5	6	5	1	3	1	1	3	Village East	Whitehead, Dr.
Engaged, Not Self-Coordinating	625001948	Foster, Joe	3	3	3	2	3	5	3	2	2	3	Village East	Crawford, Ayn
Extreme Risk	159001406	Seuss, Lewis	5	5	5	2			1	3	1	1	Village East	Gibson, Norman

Milestones of Recovery Scale Progress Chart - Milestones

	Score 1	Score 2	Score 3	Score 4	Score 5	Score 6	Score 7	Score 8	Total
August 2010	7	8	29	37	163	164	36	1	445
August 2011	4	4	11	21	167	182	65	1	455
Percentage Change	-43%	-50%	-62%	-43%	2%	11%	81%	0%	0%



August 2010

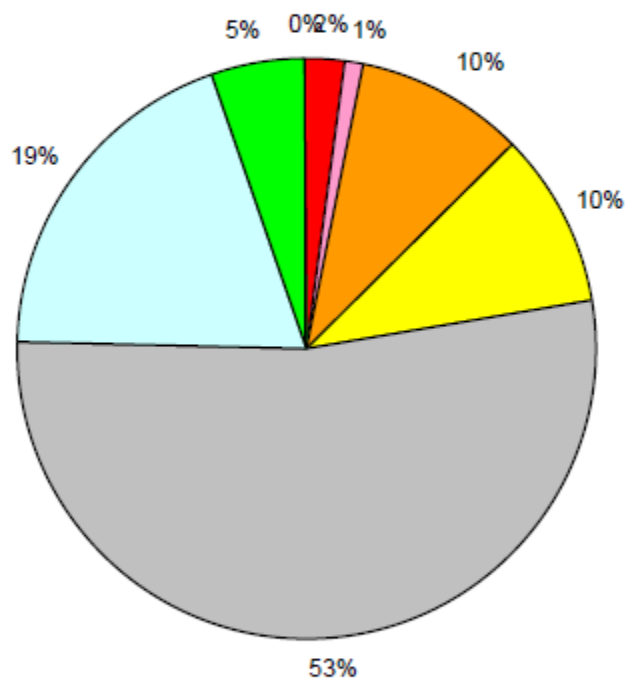


August 2011

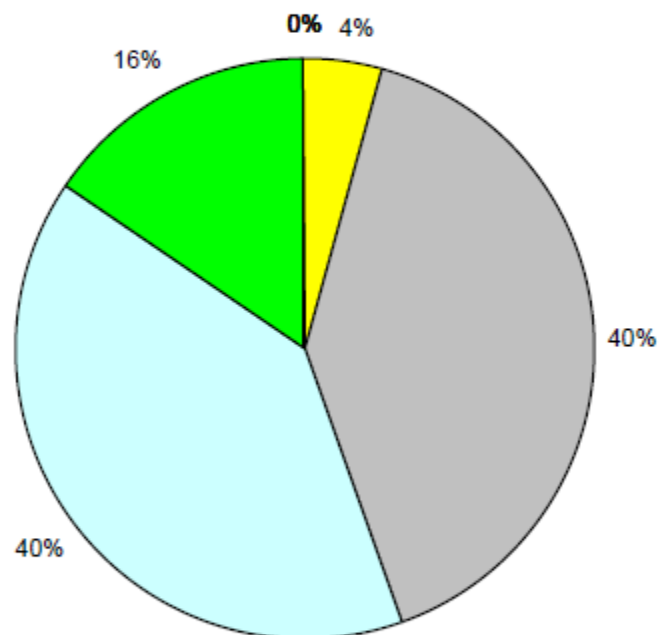


Milestones of Recovery Scale Progress Chart - Milestones

	Score 1	Score 2	Score 3	Score 4	Score 5	Score 6	Score 7	Score 8	Total
August 2010	2	1	9	9	49	18	5		93
August 2011				4	36	36	14		90
Percentage Change	-100%	-100%	-100%	-56%	-27%	100%	180%		0%



August 2010



August 2011

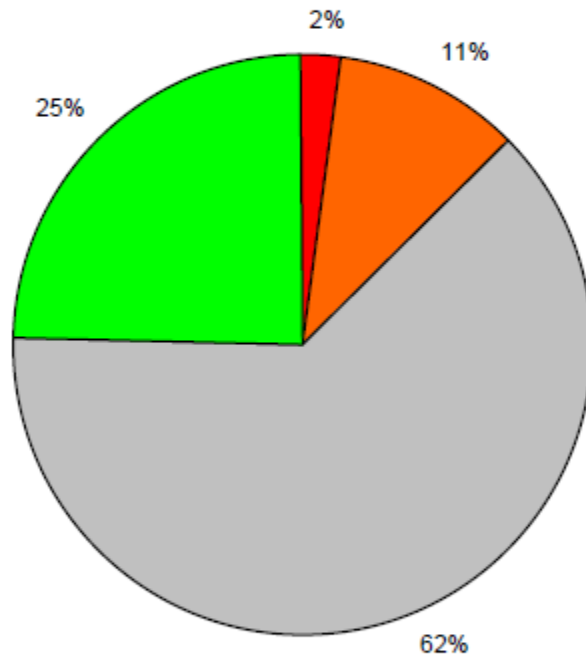


Program: Village North

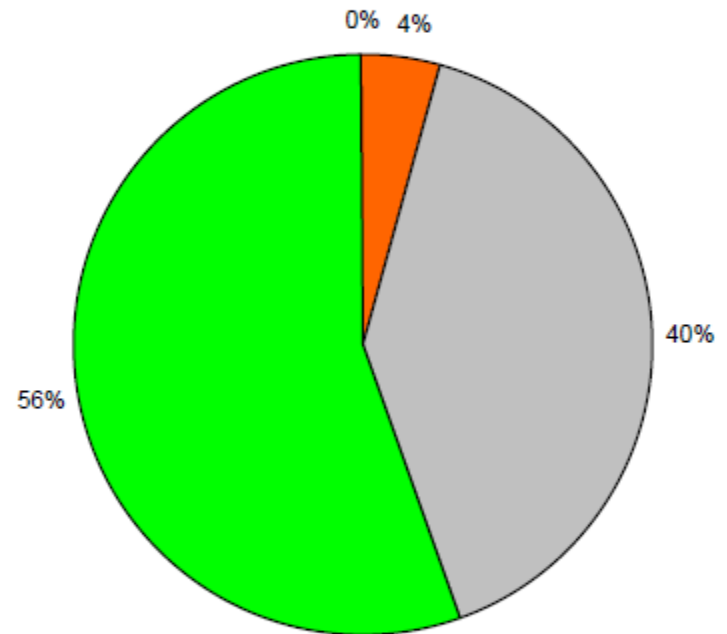
Milestones of Recovery Scale

Progress Chart - Recovery Stages

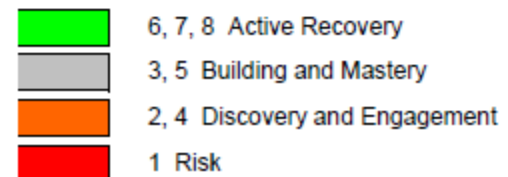
	Score 1	Score 2	Score 3	Score 4	Score 5	Score 6	Score 7	Score 8	Total
August 2010	2	1	9	9	49	18	5		93
August 2011				4	36	36	14		90
Percentage Change	-100%	-100%	-100%	-56%	-27%	100%	180%		0%



August 2010



August 2011

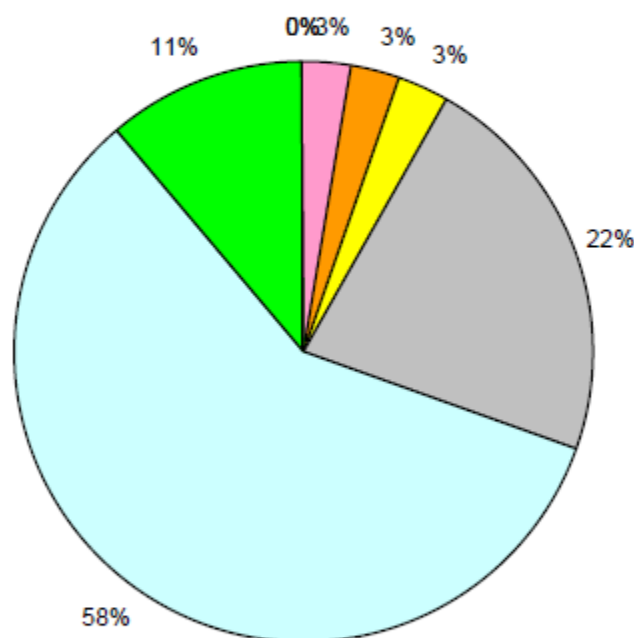


Program: Village North

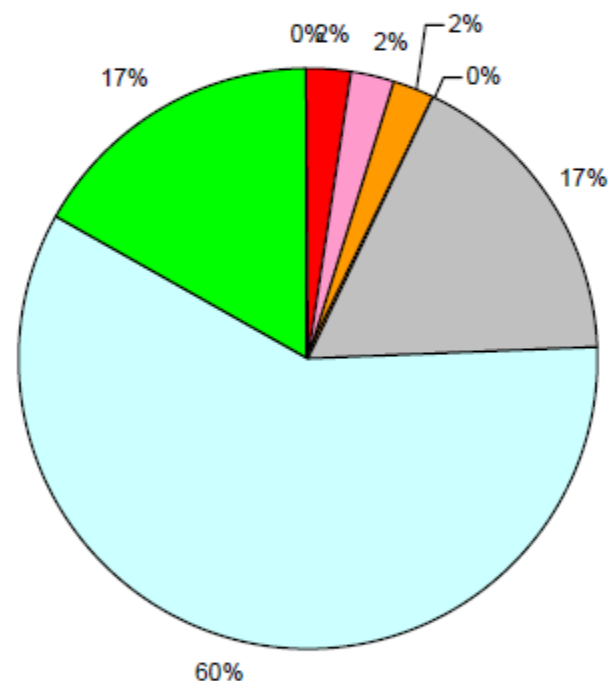
Milestones of Recovery Scale

Progress Chart - Milestones

	Score 1	Score 2	Score 3	Score 4	Score 5	Score 6	Score 7	Score 8	Total
August 2010		1	1	1	8	21	4		36
August 2011	1	1	1		7	24	7		41
Percentage Change	***	0%	0%	-100%	-13%	14%	75%		0%



August 2010



August 2011

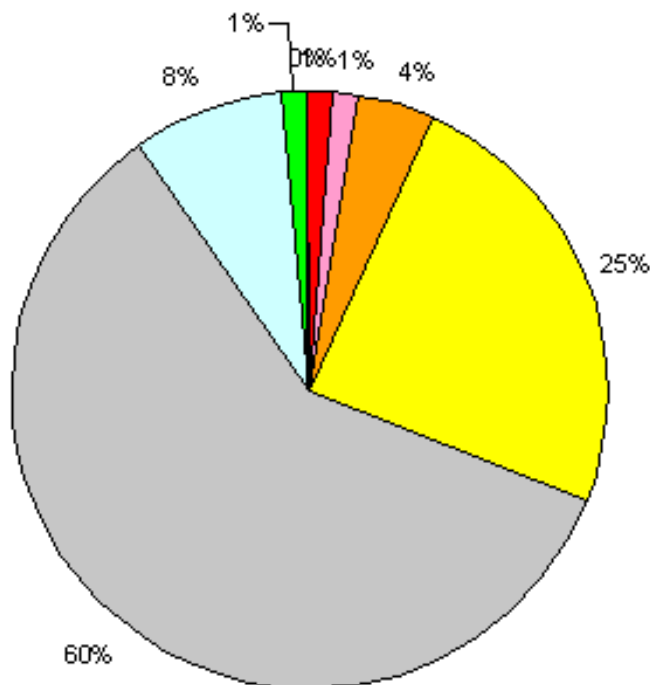
Program: Field Capable Clinical Services



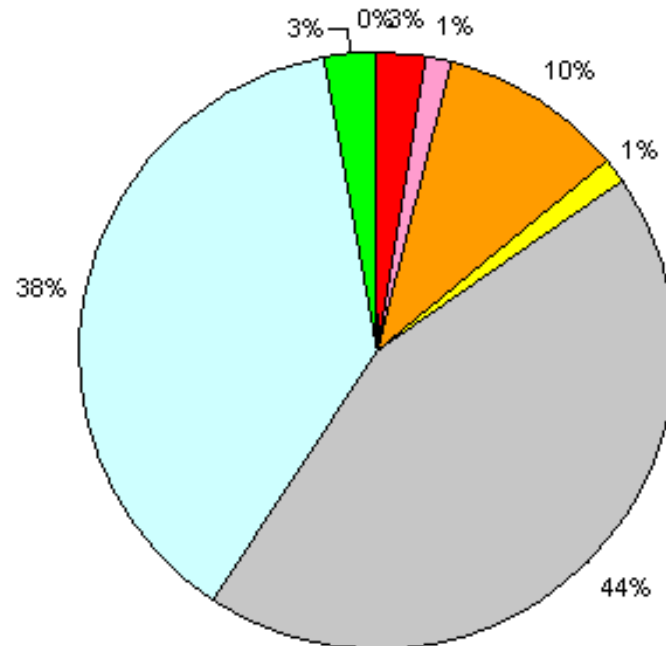
Milestones of Recovery Scale

Progress Chart - Milestones

	Score 1	Score 2	Score 3	Score 4	Score 5	Score 6	Score 7	Score 8	Total
January 2010	1	1	3	17	42	6	1		71
January 2011	2	1	7	1	31	27	2		71



January 2010



January 2011

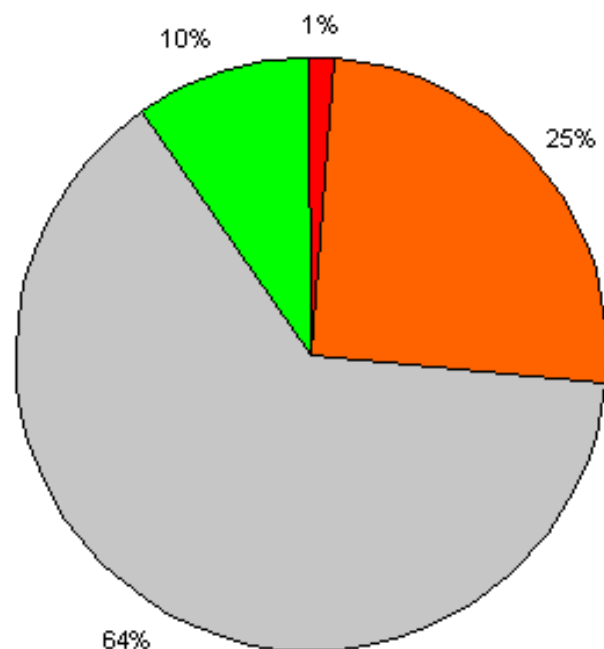


Program: Village East

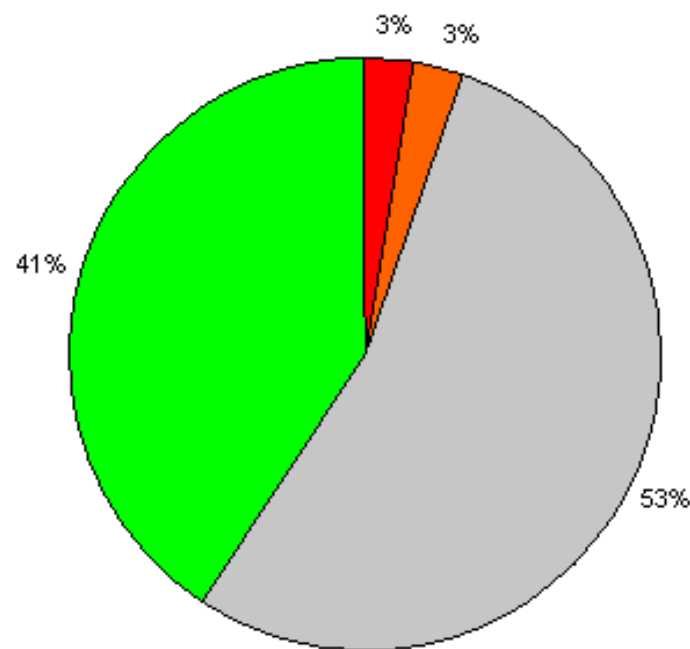
Milestones of Recovery Scale

Progress Chart - Recovery Stages

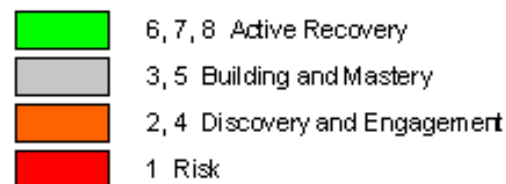
	Score 1	Score 2	Score 3	Score 4	Score 5	Score 6	Score 7	Score 8	Total
January 2010	1	1	3	17	42	6	1		71
January 2011	2	1	7	1	31	27	2		71



January 2010



January 2011

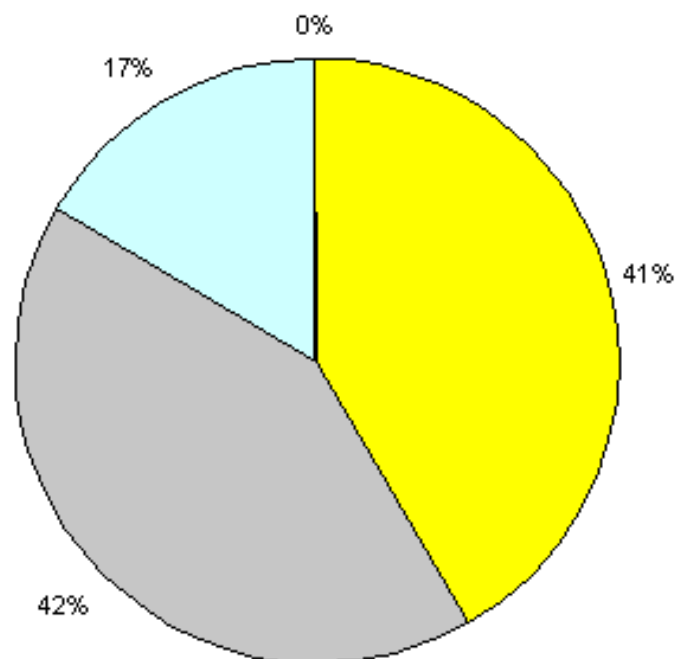


Program: Village East

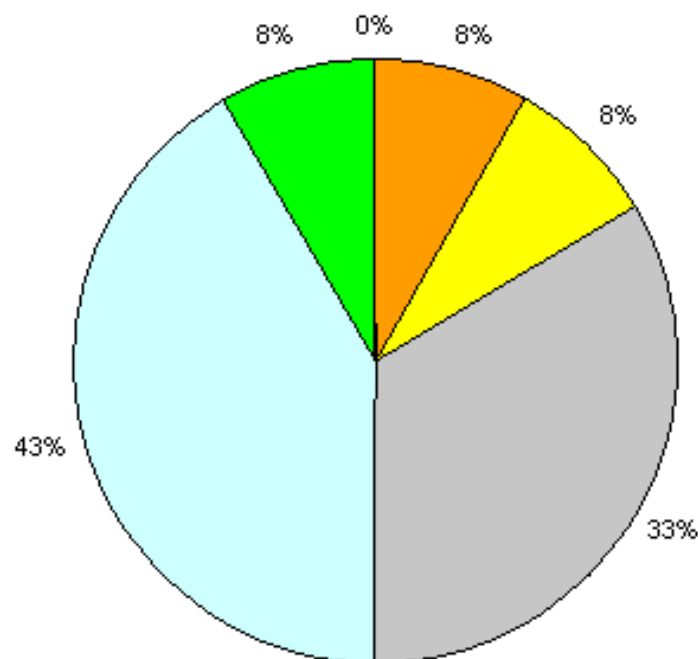
Milestones of Recovery Scale

Progress Chart - Milestones

	Score 1	Score 2	Score 3	Score 4	Score 5	Score 6	Score 7	Score 8	Total
January 2010				5	5	2			12
January 2011			1	1	4	5	1		12



January 2010



January 2011



Program: Village East

PSC: 

Milestones of Recovery Scale Individual History Report

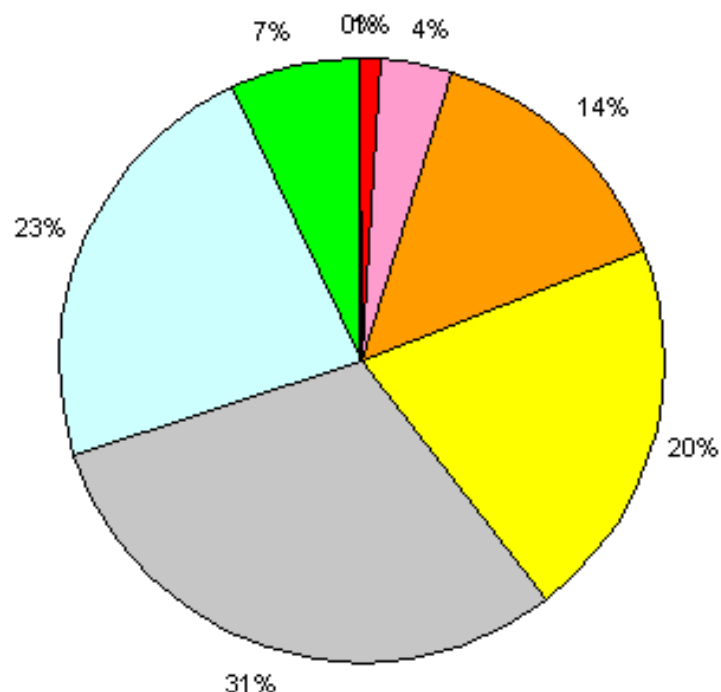
Program: Field Capable Clinical Services; clients without score at admission time and 6 months later are excluded

Member Name	Admission Date	Admission MORS	1-month MORS	2-month MORS	3-month MORS	6-month MORS	9-month MORS	12-month MORS	18-month MORS	24-month MORS	30-month MORS	36-month MORS	42-month MORS	48-month MORS
Curie, Carlos	7/1/2009	5	6	7	6	3	4	5						
Heidegger, Joseph	7/1/2009	5	5	4	4	5	4	6						
Mandela, Theodore	7/1/2009	5	5	5	5	7	7	7						
Sarandon, Maurits Cornelis	5/1/2009	5	5	4	4	4	4							
Sexton, Martin	7/1/2009	5	5	5	6	6	6	6						
Smith, Marquis	4/2/2009	5	5	5	5	5	5	5	5					
Streisand, Jacqueline Kennedy	4/2/2009	5	5	5	5	4	5	6	5					
Agassi, Jane	7/1/2009	6	5	6	6	6	6	6						
Bhutto, Emporer	4/2/2009	6	5	5	5	5	5	3	5					
Blake, Grover	7/1/2009	6	7	6	6	6	7	6						
Cleese, David	4/2/2009	6	6	6	6	7	7	6	7					
Dunbar, Bonnie	7/1/2009	6	6	6	6	6	6	6						
Eisenhower, Martin	4/2/2009	6		6	6	4	5	5	5					
Helms, John	4/2/2009	6	4	4	4	4		5	3					
Jennings, Leona	7/1/2009	6	6	6	7	6	7	6						
Juan, Don	4/2/2009	6	6	6	6	6	6	7	7					
Loren, Harrison	4/2/2009	6	6	6	6	6	6	5	4					
Simpson, Colin	7/1/2009	6	6	6	6	6	6	6						
Conrad, Van	7/1/2009	7	5		7	5	5	4						
Kennedy, Tennessee	5/1/2009	7	7	7	7	7	7	7						
Moses, Upton	7/1/2009	7		7	5	4	4	5						

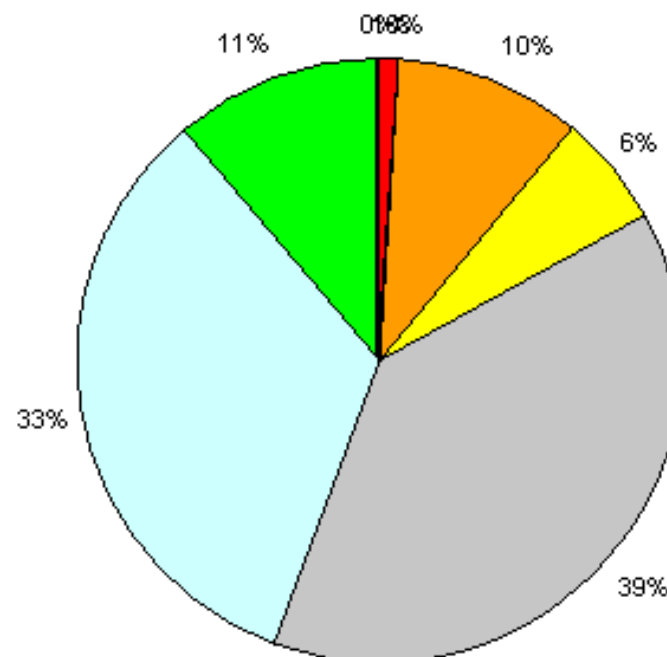
Milestones of Recovery Scale

Progress Chart - Milestones

	Score 1	Score 2	Score 3	Score 4	Score 5	Score 6	Score 7	Score 8	Total
At Admission	1	4	14	20	30	23	7		99
12 Months Later	1		10	6	38	33	11		99



At Admission

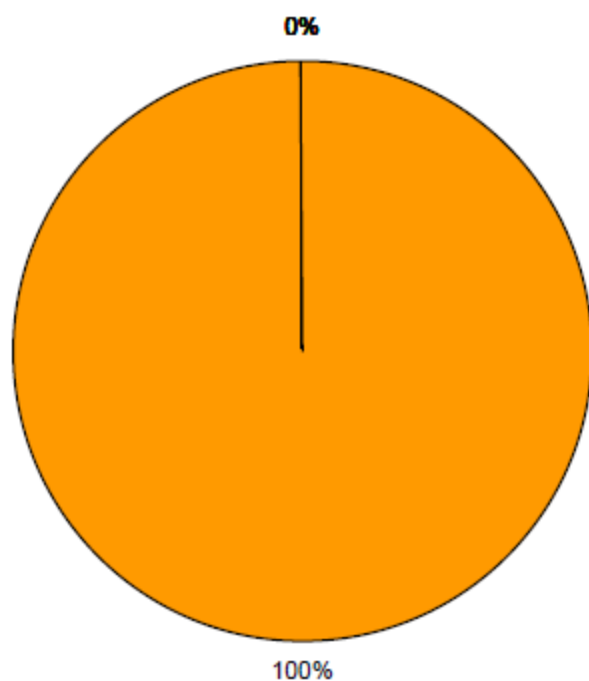


12 Months Later

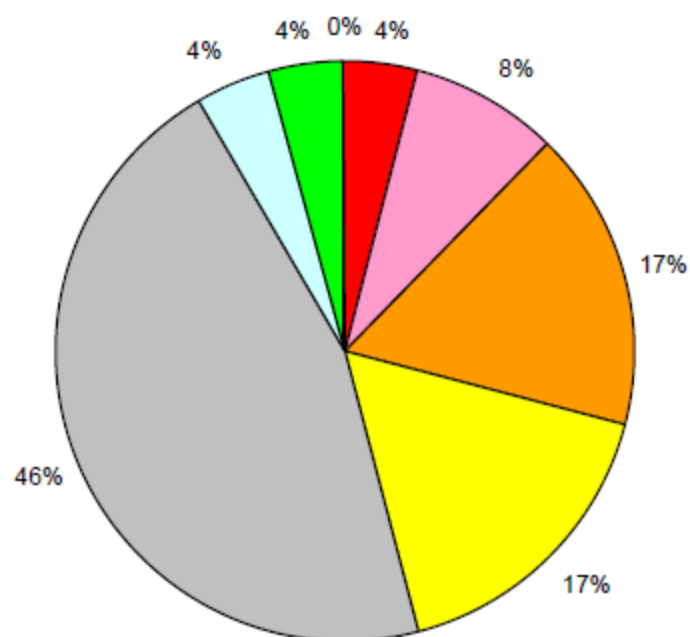


Milestones of Recovery Scale Progress Chart - Milestones

	Score 1	Score 2	Score 3	Score 4	Score 5	Score 6	Score 7	Score 8	Total
At Admission			24						24
6 Months Later	1	2	4	4	11	1	1		24
Percentage Change	***	***	-83%	***	***	***	***		0%



At Admission



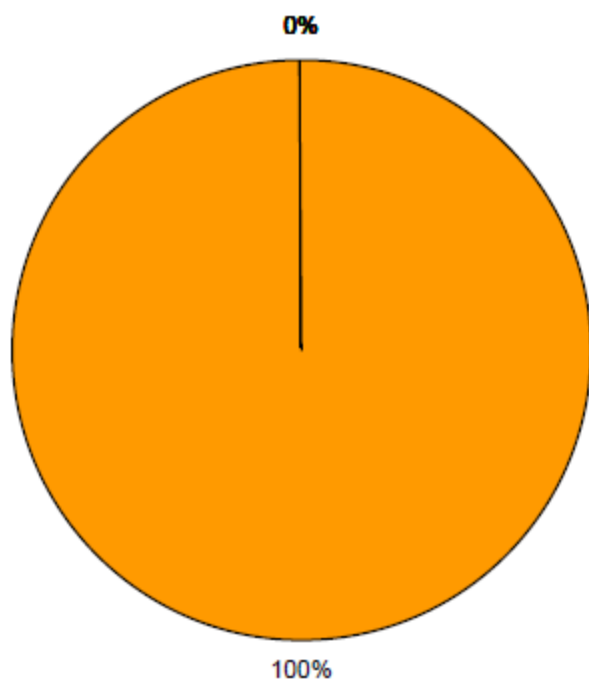
6 Months Later



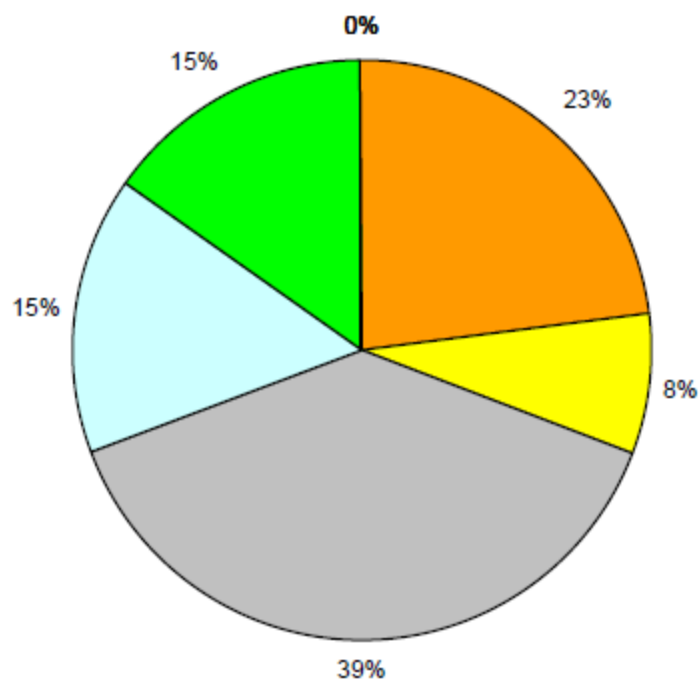
Milestones of Recovery Scale

Progress Chart - Milestones

	Score 1	Score 2	Score 3	Score 4	Score 5	Score 6	Score 7	Score 8	Total
At Admission			13						13
12 Months Later			3	1	5	2	2		13
Percentage Change			-77%	***	***	***	***		0%



At Admission

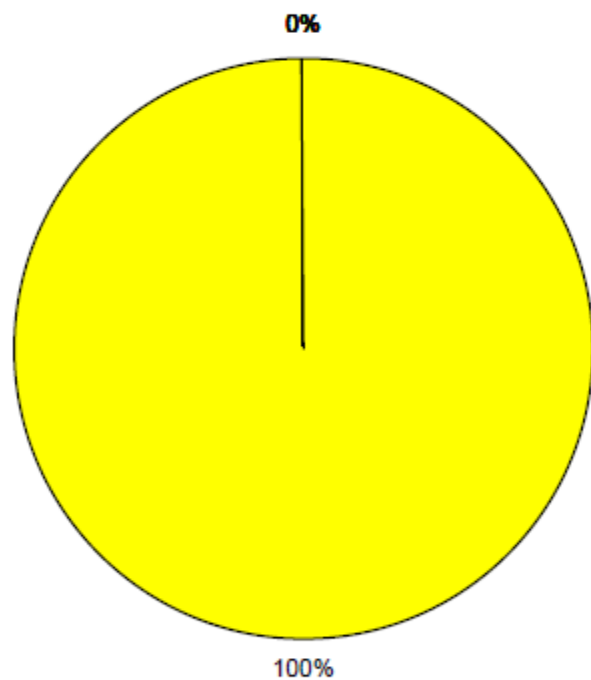


12 Months Later

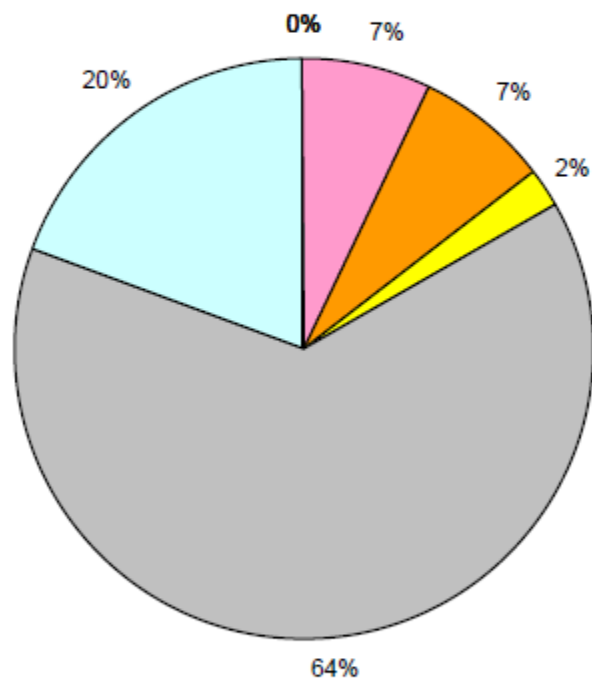


Milestones of Recovery Scale Progress Chart - Milestones

	Score 1	Score 2	Score 3	Score 4	Score 5	Score 6	Score 7	Score 8	Total
At Admission				41					41
6 Months Later		3	3	1	26	8			41
Percentage Change		***	***	-98%	***	***			0%



At Admission

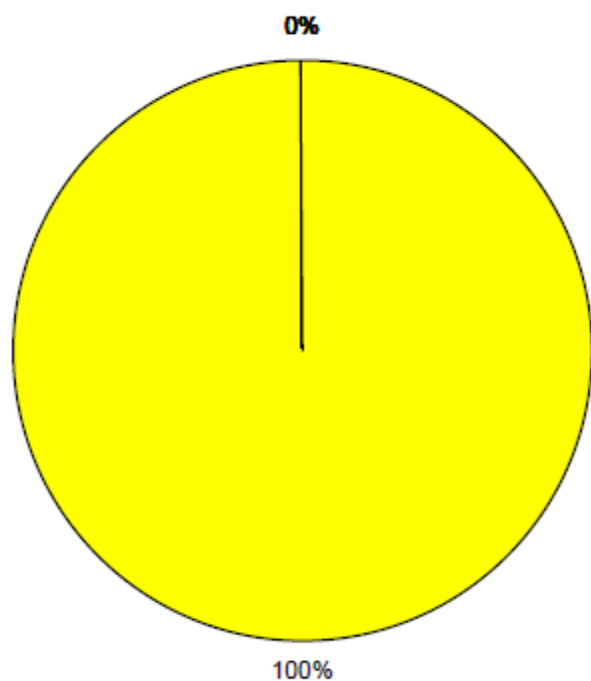


6 Months Later

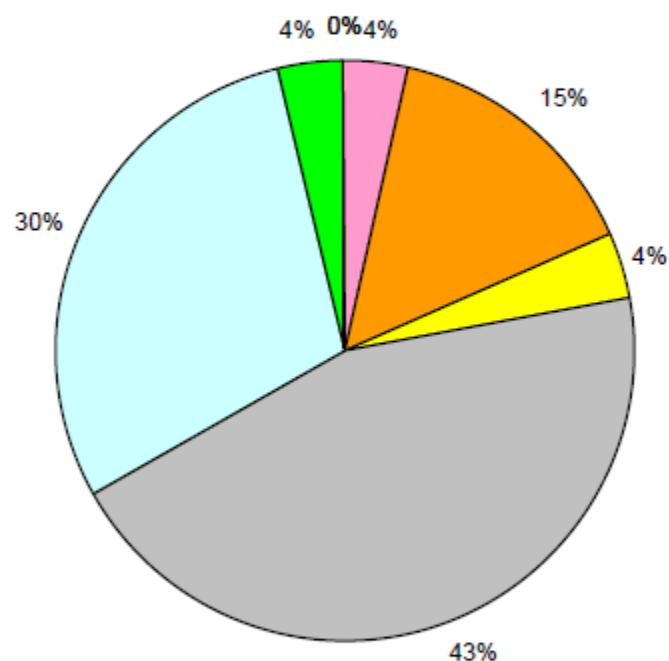


Milestones of Recovery Scale Progress Chart - Milestones

	Score 1	Score 2	Score 3	Score 4	Score 5	Score 6	Score 7	Score 8	Total
At Admission				27					27
12 Months Later		1	4	1	12	8	1		27
Percentage Change		***	***	-96%	***	***	***		0%



At Admission

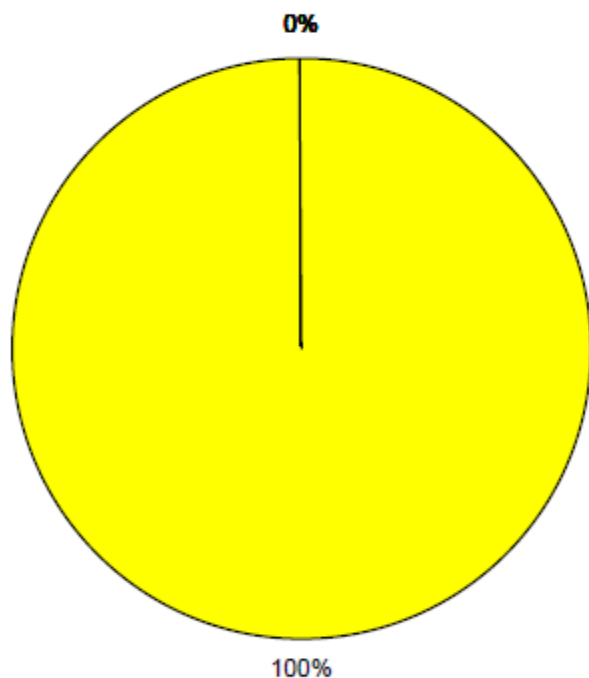


12 Months Later

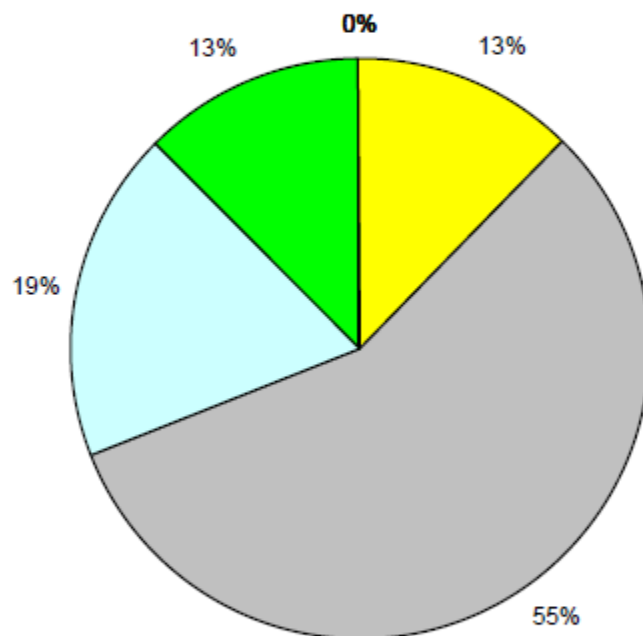


Milestones of Recovery Scale Progress Chart - Milestones

	Score 1	Score 2	Score 3	Score 4	Score 5	Score 6	Score 7	Score 8	Total
At Admission				16					16
18 Months Later				2	9	3	2		16
Percentage Change				-88%	***	***	***		0%



At Admission



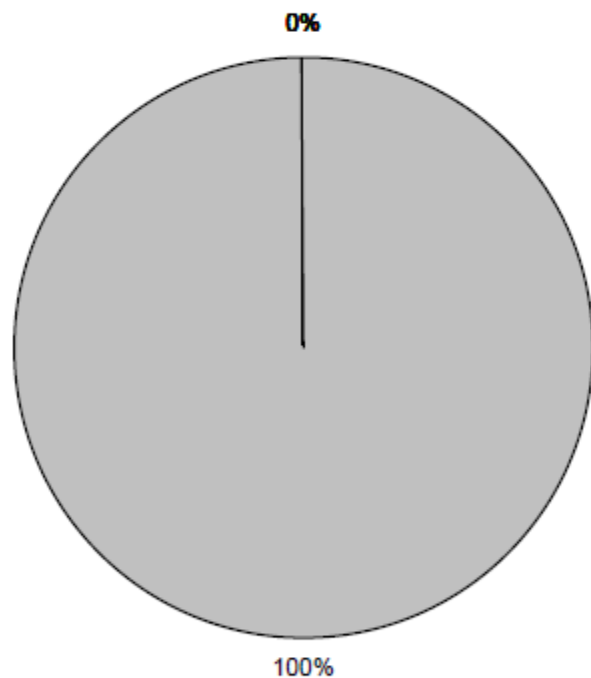
18 Months Later



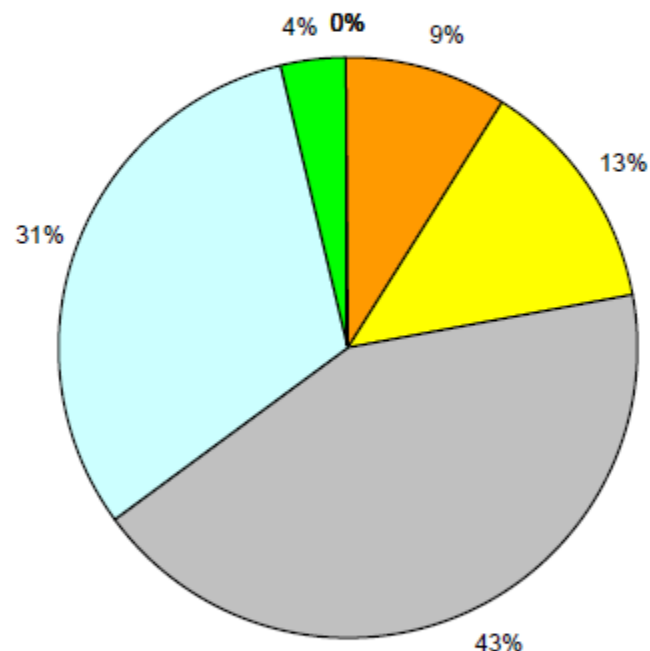
Milestones of Recovery Scale

Progress Chart - Milestones

	Score 1	Score 2	Score 3	Score 4	Score 5	Score 6	Score 7	Score 8	Total
At Admission					54				54
6 Months Later			5	7	23	17	2		54
Percentage Change			***	***	-57%	***	***		0%



At Admission

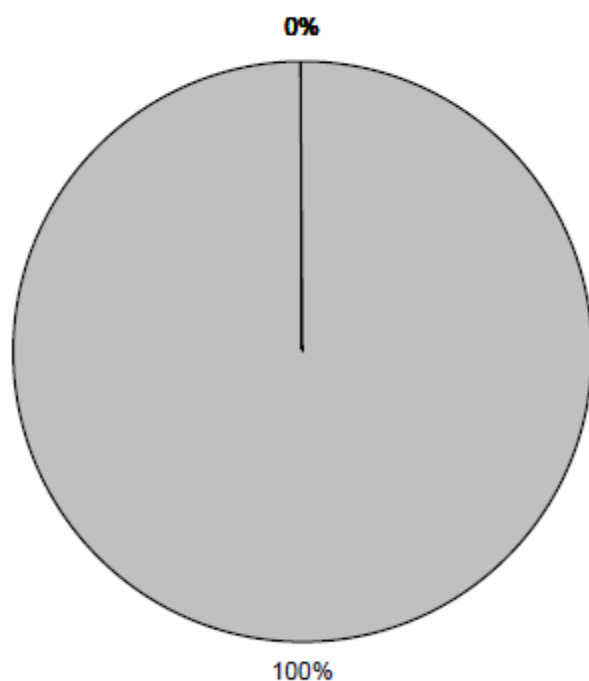


6 Months Later

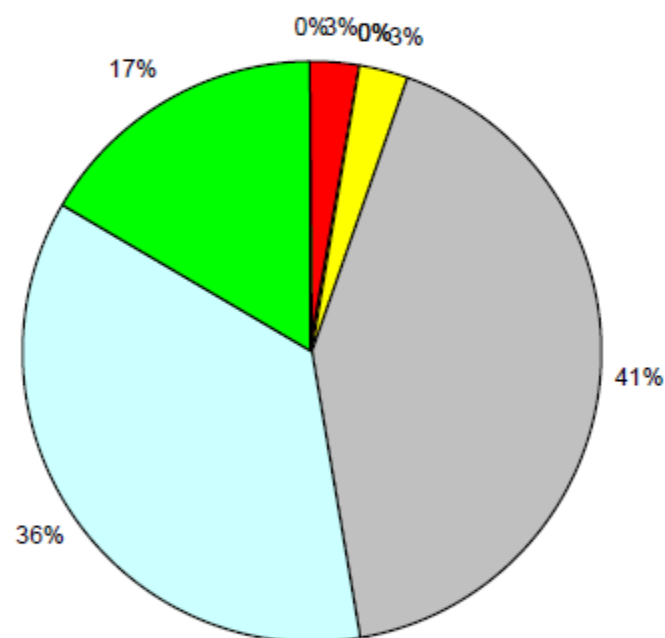


Milestones of Recovery Scale Progress Chart - Milestones

	Score 1	Score 2	Score 3	Score 4	Score 5	Score 6	Score 7	Score 8	Total
At Admission					36				36
12 Months Later	1			1	15	13	6		36
Percentage Change	***			***	-58%	***	***		0%



At Admission



12 Months Later



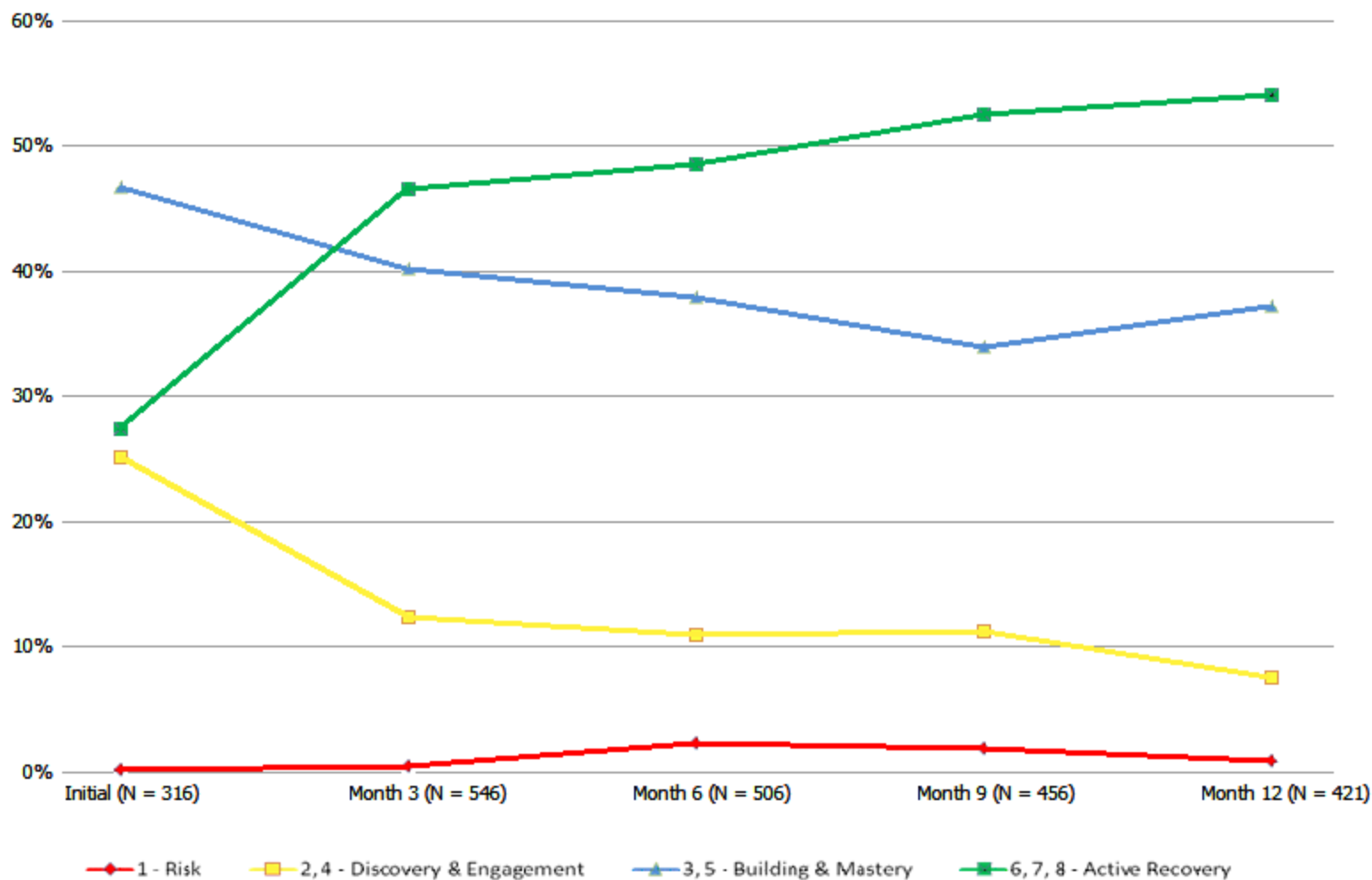
Milestones of Recovery Scale

Color-Coded Progress Report

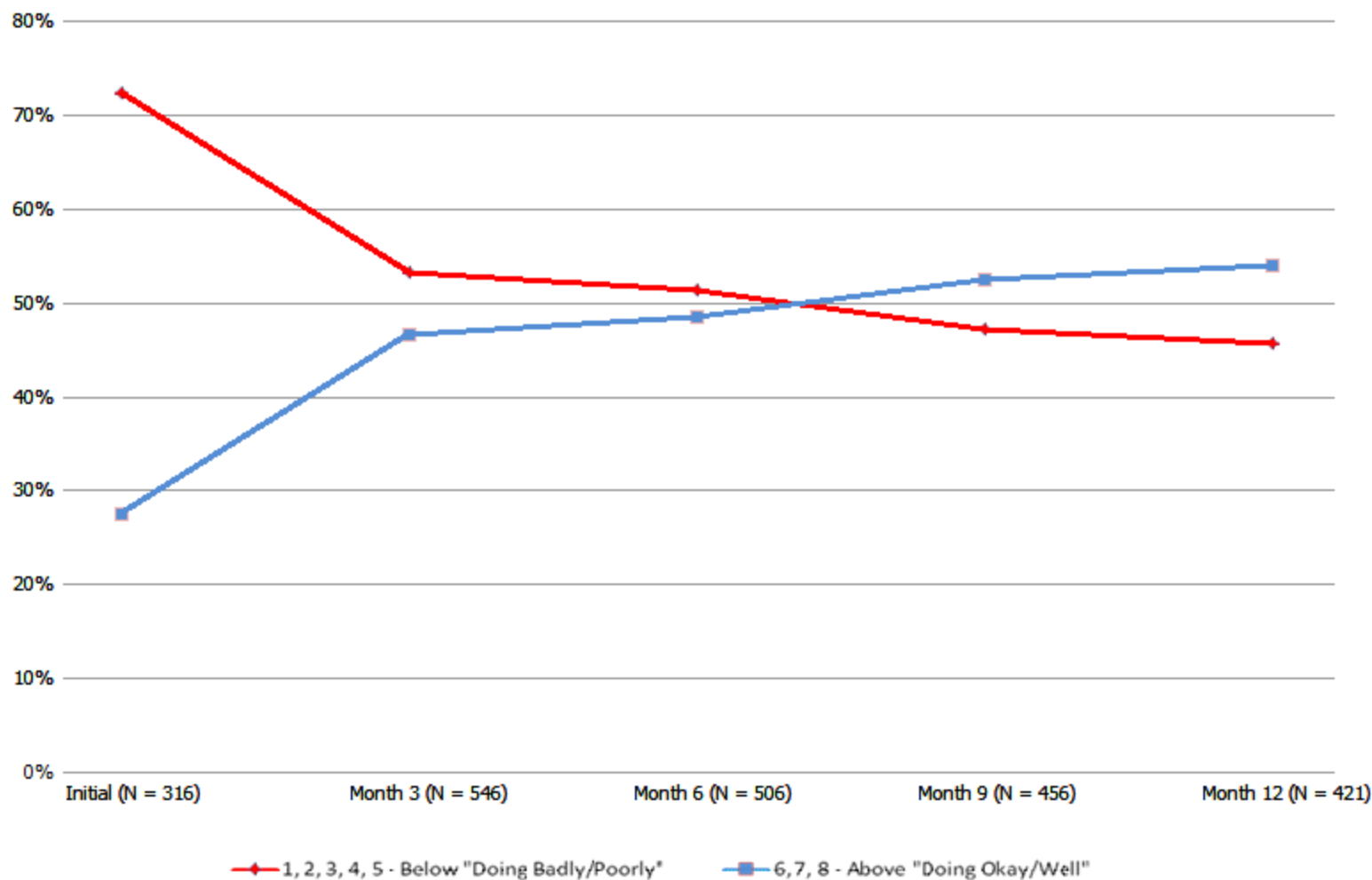
August 2011; Program: LB Wellness Center

Program Name	StaffName	Admitted	ClientName	Mar	Apr	May	Jun	Jul	Aug
LB Wellness Center	Brown, Leona	09/18/2007	Clinton, Dr.	N/C	N/C	6	5	5	2
LB Wellness Center	Brown, Leona	10/11/2007	Hoffman, Andrew	5	N/C	N/C	4	4	3
LB Wellness Center	Brown, Leona	03/11/2009	Arafat, Sgt. Alvin	6	7	7	6	6	5
LB Wellness Center	Brown, Leona	04/03/2008	Barrett Browning, Indira	6	6	3	6	3	5
LB Wellness Center	Brown, Leona	08/14/2008	Black, Robert	N/C	5	N/C	5	N/C	5
LB Wellness Center	Brown, Leona	03/04/2009	Bolelyn, Boris	5	3	5	6	5	5
LB Wellness Center	Brown, Leona	02/19/2009	Boxer, Barbara	5	5	5	5	5	5
LB Wellness Center	Brown, Leona	08/06/2009	Bronte, Thomas	6	6	6	6	5	5
LB Wellness Center	Brown, Leona	03/03/2008	Brooks, Robert	6	6	5	N/C	5	5
LB Wellness Center	Brown, Leona	03/28/2008	Buchanan, Rosamunde	N/C	5	6	6	6	5
LB Wellness Center	Brown, Leona	01/26/2006	Carroll, William	5	N/C	5	5	5	5
LB Wellness Center	Brown, Leona	11/07/2007	Diana, Nastassja	5	5	5	5	5	5
LB Wellness Center	Brown, Leona	04/24/2008	Fawcett, Charlotte	6	6	5	5	5	5
LB Wellness Center	Brown, Leona	06/22/2009	Kinski, Charles	5	5	6	6	5	5
LB Wellness Center	Brown, Leona	03/26/2010	Lecter, Jimmy	6	5	6	6	6	5
LB Wellness Center	Brown, Leona	07/07/2009	Navratilova, Alexander	N/C	6	6	6	5	5
LB Wellness Center	Brown, Leona	12/06/2005	Pauley, Lucretia	5	6	6	5	5	5
LB Wellness Center	Brown, Leona	10/29/2008	Richards, Ann	6	5	6	6	6	5
LB Wellness Center	Brown, Leona	01/05/2008	Roberts, Yoko	5	6	6	5	6	5
LB Wellness Center	Brown, Leona	07/07/2008	Ross, Genghis	6	5	6	6	6	5
LB Wellness Center	Brown, Leona	05/15/2008	Sarandon, Kristi	5	5	6	6	6	5
LB Wellness Center	Brown, Leona	02/05/2010	Shatner, Brad	5	5	N/C	5	5	5
LB Wellness Center	Brown, Leona	02/08/2010	Simpson, Sean	5	N/C	5	5	5	5
LB Wellness Center	Brown, Leona	10/30/2007	Sinatra, Joseph	7	6	7	6	5	5
LB Wellness Center	Brown, Leona	02/08/2008	Solzhenitsyn, Zachary	6	6	6	6	3	5
LB Wellness Center	Brown, Leona	08/18/2011	Aikman, Martin						6
LB Wellness Center	Brown, Leona	07/27/2011	Alda, Franz					M	6
LB Wellness Center	Brown, Leona	03/20/2008	Bacall, Shania	6	6	6	6	6	6
LB Wellness Center	Brown, Leona	03/01/2010	Bardot, Elizabeth	6	3	3	5	N/C	6

MORS Progress Graph Recovery Stages



MORS Progress Graph Above/Below the Line



More about MORS

- There is no per administration fee for using the MORS
- A 3-hour, Introduction to MORS Training is required for each staff person who will use the tool
- Licensed MORS trainers travel to your location of choice to provide the training
- Agencies are provided with a one-year subscription to the MORS Report Generator, a software application that allows them to store and report on their MORS data
- For more information:
 - mors@mhala.org
 - www.milestonesofrecovery.com
 - (562) 645-3222